

# THE CLASSIC DECO FIREPLACE

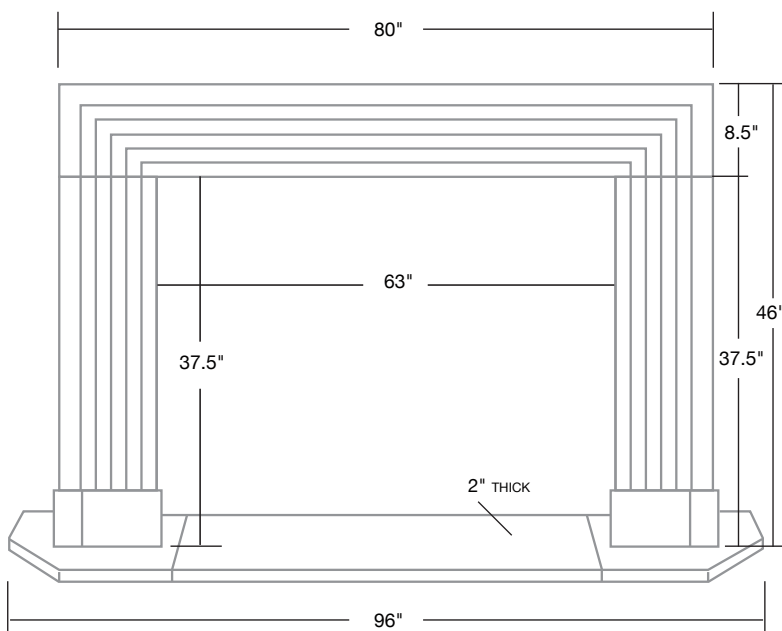




# THE Classic Deco Fireplace

This Classic Deco Fireplace has clean lines and it's impressive presence lends instant class to any room. This versatile design adapts well to any application. Available in two standard widths, the top may also be segmented to accomodate even more configurations. The legs that are easily cut to any height.

This surround may be used in conjunction with other Cornerstone fireplace legs and mantel tops for even more impact.




**On the reverse:** the pictured fireplace surround was cast in Traditional Buff color with an Etched Limestone finish. Optional veneer panels were used to surround the insert.

**Insert:** (Not included) Shown with the 60" x 30" Davinci Single Sided Fireplace. Available from Travis Industries at [www.davincifireplace.com](http://www.davincifireplace.com).

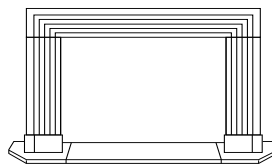
Please inquire about custom sizes, colors and finishes. Sample boards of stone color and finishes available. Visit your local Cornerstone Architectural Products dealer or visit [cornerstoneproductsllc.com](http://cornerstoneproductsllc.com) for details.

## THE CLASSIC DECO KIT

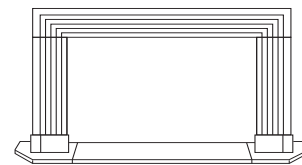
 Indicates options as shown on reverse

### 1 Choose **OPTIONS**

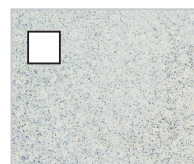
☐ Classic Deco Mantel  
66" Wide  
#CAP-MAN-CD166



☐ Classic Deco Mantel  
80" Wide  
#CAP-MAN-CD168



### 2 Choose **COLOR**



WHITE



GRAY GRANITE



QUARTZITE GRAY



TRADITIONAL BUFF



BROWNSTONE



BLUESTONE

### 3 Choose **FINISH**



TRAVERTINE



GRANITE



ETCHED LIMESTONE

### 4 Choose hearth **PROFILE**



ROCK EDGED



CHAMFERED



COVED



# The *Natural* Choice